

BTC-GEN 2

BEHIND THE CAB COOLER - GENERATION 2

Compact & Heavy Duty Design!

Our Behind the Cab Cooler Kit is a compact hydraulic reservoir, filter and cooler system. The Generation 2 Behind the Cab Cooler offers an increased flow rate and larger reservoir compared to its predecessor. With a no drill quick mount frame that fits any truck chassis on the market, the heavy duty design and quality construction make this unit perfect for the most severe applications.

Typical Applications

- Fertilizer Tenders
- Conveyors (Seed & Fertilizer)
- Auger Trailers
- Propane Trailers
- Water Tankers
- Bulk Fuel Trailer
- Winch Trucks



EPG
ENGINEERED PRODUCTS GROUP

2210 W. Main Ave. W Fargo, ND 58078 | 877.410.7072 | www.epgdivision.com

A DIVISION OF DAKOTA FLUID POWER, INC.



BTC-GEN 2

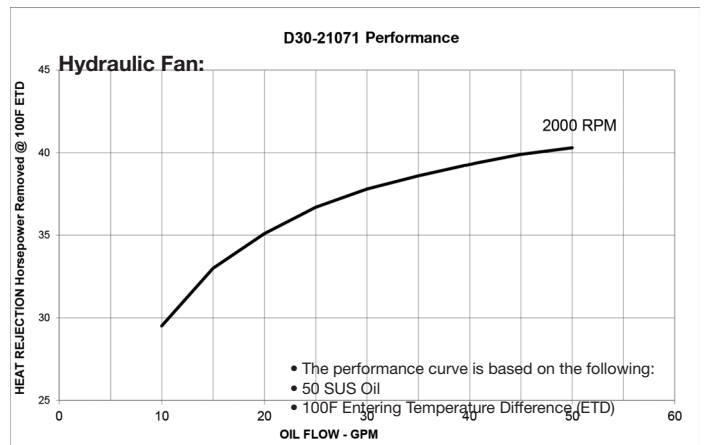
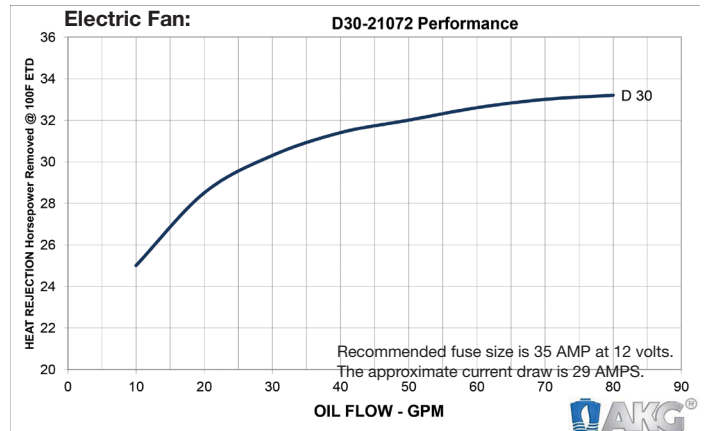
BEHIND THE CAB COOLER - GENERATION 2

Don't see the options you need? Contact EPG at 1(877) 410-7072

Models Available:

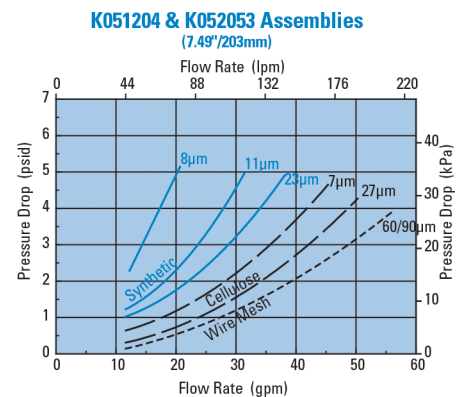
Item #	Description
EPG00160	Electric Fan w/ Stainless Steel Chassis (304 Material)
EPG00161	Hydraulic Fan w/ Stainless Steel Chassis (304 Material)
EPG00162	Electric Fan w/ Carbon Steel Chassis
EPG00163	Hydraulic Fan w/ Carbon Steel Chassis

Performance:



Standard Features:

Frame:	#4 finish stainless steel (304 material) or powder coated carbon steel
Reservoir:	12 gallon capacity
Cooler:	High efficiency AKG global line cooler w/ hydraulic or electric fan - 25 PSI bypass
Filter:	10 micron cartridge filter
Filler Breather:	10 micron filler breather w/ 4.5 PSI VAC/pressure relief and fills green
Porting:	SAE o-ring w/ NPT suction port <ul style="list-style-type: none"> 1-1/4" o-ring boss return 1-1/4" o-ring boss auxiliary suction port 2" NPT female suction port
Gauge:	Sight level/temp. gauge
Nominal Flow Rate:	60 GPM (Maximum flow rate is variable based on application. Contact Customer Service for details.)
Pressure:	3000 PSI (Unit ships with 0-3000 PSI thru-port Relief. Contact Customer Service for working pressures above 3000 PSI.)
No Drill Quick Mount:	Powder coated steel w/ vibration isolation mounts and adjustable for 33.5" to 34.5" frames
Weight:	Approx. 207 lbs
Dimensions:	Approx. 34.5" W x 35" H x 10" D



01.29.19